



Year 2 Maths Number and Place Value Workbook



Year 2 Maths Number and Place Value Workbook

Year 2 Programme of Study – Number and Place Value

Statutory Requirements	Worksheet	Page Number	Notes
Count in steps of 2, 3, and 5 from 0, and in tens from any number, forward and backward	Counting in 2s, 3s, 5s and 10s Worksheet	3	
Recognise the place value of each digit in a two-digit number (tens, ones)	Place Value Worksheet 1, 2 and 3	4 - 6	
Identify, represent and estimate numbers using different representations, including the number line	Representing Numbers Worksheet 1, 2, 3 and 4	7 - 10	
Compare and order numbers from 0 up to 100; use $<$, $>$ and $=$ signs	Greater Than and Less Than Worksheets	11	
Read and write numbers to at least 100 in numerals and in words	Reading and Writing Numbers to 100	12	
Use place value and number facts to solve problems	Place Value Challenge	13	

Counting on in 2s, 3s, 5s and 10s

Complete the following sequences:

a) ___ 4 6 8 10 ___

f) ___ 24 21 ___ 15 12

b) 50 45 ___ 35 ___ 25

g) 35 40 ___ 50 ___ 60

c) ___ 6 9 12 ___ 18

h) 111 ___ ___ 81 71 61

d) 90 ___ ___ 60 50 40

i) ___ ___ 32 30 28 26

e) 16 ___ 36 46 ___ 66

j) 10 20 ___ ___ 50 60

Continue the following sequences:

k) 5 10 15 ___ ___ ___ ___ ___ ___ ___ ___ ___

l) 3 6 9 ___ ___ ___ ___ ___ ___ ___ ___ ___

m) 85 80 75 ___ ___ ___ ___ ___ ___ ___ ___ ___

n) 14 24 34 ___ ___ ___ ___ ___ ___ ___ ___ ___

o) 2 4 6 ___ ___ ___ ___ ___ ___ ___ ___ ___

p) 50 55 60 ___ ___ ___ ___ ___ ___ ___ ___ ___

q) 45 42 39 ___ ___ ___ ___ ___ ___ ___ ___ ___

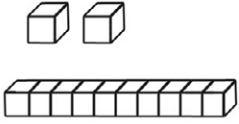
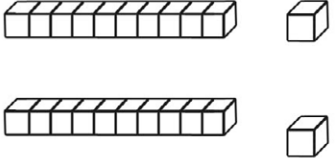
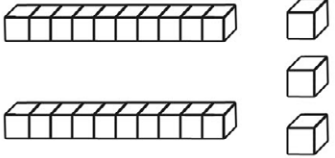
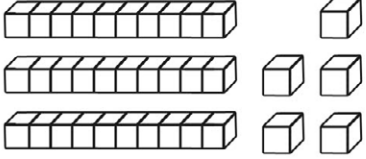
r) 70 68 66 ___ ___ ___ ___ ___ ___ ___ ___ ___

s) 147 137 127 ___ ___ ___ ___ ___

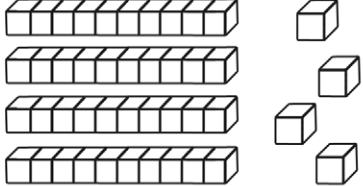
___ ___ ___ ___ ___ ___

Challenge: Choose a starting number and count in 2 s, 5 s or 10 s from that number. Can you think of a way in which counting in 5 s is different from counting in 2 s or 10 s?

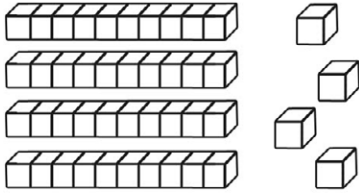
Place Value Worksheet 1

Number	Words	Expanded Form	Picture
12	___tens ___ones	___ + ___ = ___	
18	___tens 8 ones	___ + ___ = ___	
	___tens ___ones	___ + ___ = ___	
	___tens ___ones	___ + ___ = ___	
	___tens ___ones	___ + ___ = ___	
	___tens 6 ones	40 + ___ = ___	
56	___tens ___ones	___ + ___ = ___	

Place Value Worksheet 2

Number	Words	Expanded Form	Picture
	____ tens ____ ones	$50 + 2 = \underline{\quad}$	
	3 tens 9 ones	$\underline{\quad} + \underline{\quad} = \underline{\quad}$	
	____ tens ____ ones	$20 + 7 = \underline{\quad}$	
	____ tens ____ ones	$\underline{\quad} + \underline{\quad} = \underline{\quad}$	
75	____ tens ____ ones	$\underline{\quad} + \underline{\quad} = \underline{\quad}$	
15	____ tens ____ ones	$\underline{\quad} + \underline{\quad} = \underline{\quad}$	
	____ tens ____ ones	$70 + 8 = \underline{\quad}$	

Place Value Worksheet 3

Number	Words	Expanded Form	Picture
33	___tens ___ones	___ + ___ = ___	
56	___tens ___ones	___ + ___ = ___	
	<u> 4 </u> tens ___ones	___ + <u> 4 </u> = ___	
	___tens 7 ones	50 + ___ = ___	
64	___tens ___ones	___ + ___ = ___	
	___tens 6 ones	80 + ___ = ___	
92	___tens ___ones	___ + ___ = ___	

Representing Numbers Worksheet 1

Draw an arrow to show the following numbers on the 0-100 number lines:

a) 45



b) 13



c) 98



d) 75



e) 26



f) 57



g) 24



h) 87



Representing Numbers Worksheet 2

Draw an arrow to show the following numbers on the following number lines:

a) 73



b) 85



c) 35



d) 19



e) 44



f) 57



g) 59



h) 81



Representing Numbers Worksheet 3

Draw an arrow to show the following numbers on the 0-100 number lines:

a) 45



b) 13



c) 98



d) 75



e) 26



f) 57



g) 24



h) 87



Representing Numbers Worksheet 4

Draw an arrow to show the following numbers on the following number lines:

a) 73



b) 85



c) 35



d) 19



e) 44



f) 57



g) 63



h) 81





Greater Than and Less Than

Add $<$ or $>$ to the below number pairs to make them correct.

- 1) 12 15 2) 30 22 3) 100 91 4) 46 41
5) 22 18 6) 64 46 7) 92 20 8) 22 20
9) 70 67 10) 25 30 11) 30 24 12) 21 11

Great! Now try with pictures.

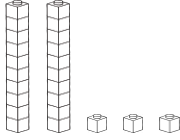
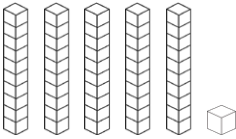
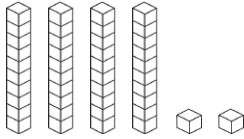


Can you give the below problems a number to make them right?

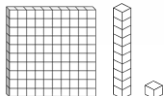
- 1) $22 < \underline{\quad}$ 2) $14 > \underline{\quad}$ 3) $82 < \underline{\quad}$ 4) $97 > \underline{\quad}$
5) $17 < \underline{\quad}$ 6) $28 > \underline{\quad}$ 7) $99 < \underline{\quad}$ 8) $33 > \underline{\quad}$
9) $50 > \underline{\quad}$ 10) $66 < \underline{\quad}$ 11) $76 > \underline{\quad}$ 12) $52 < \underline{\quad}$
13) $60 > \underline{\quad}$ 14) $72 < \underline{\quad}$ 15) $4 > \underline{\quad}$ 16) $81 < \underline{\quad}$

Reading and Writing Numbers to 100 Worksheet

Can you fill out any missing boxes for each of the numbers below? The first one has been done for you to show you what to do.

Numerals	Number in Words	Tens	Ones	Illustration
23	twenty three	2	3	
17	seventeen			
34				
	fifty six	5	6	
		5	1	
49				
	eighty three			
				
		7	7	

Challenge

Numerals	Number in Words	Hundreds	Tens	Ones	Illustration
					

Place Value Challenge

To take part in this challenge, you will need a ten sided die. If you don't have one use a virtual dice site online.

Each time you roll a number, you must decide where to put it in the grid. The aim of the challenge is to make the value of the numbers increase each time, going on as long as you can. Follow this example through to help you think about the tactics of the game and how you can give yourself more chance to succeed.

Tens	Ones	Action
1	9	First roll = 0 - Placed in ones column in row 2 Second Roll = 9 - Placed in tens column in sixth row
2	0	Third Roll = 4 - Placed in tens column in third row Fourth Roll = 7 - Placed in ones column fourth row
4	6	Fifth Roll = 6 - Placed in tens column fourth row Sixth Roll = 2 - Placed in tens column second row
6	7	Seventh Roll = 3 - Placed in ones column sixth row Eighth Roll = 6 - Placed in ones column third row
	3	Ninth Roll = 3 - Placed in ones column fifth row Tenth Roll = 6 - Placed in ones column seventh row
9	3	Eleventh Roll = 6 FAIL - CAN'T MAKE A BIGGER NUMBER
	6	Three bigger numbers made - points scored = 3

Got it? You're ready to make a start. You could also print off another sheet to play against someone else.

Tens	Ones	Points Scored
0	9	

Tens	Ones	Points Scored
1	3	

Tens	Ones	Points Scored
1	9	