

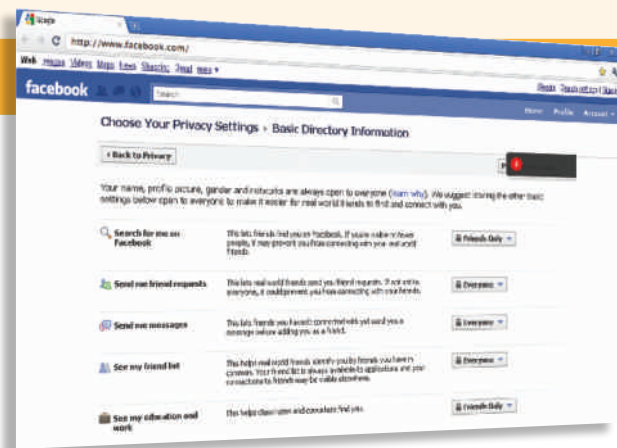


## STEP 2

### Basic Directory Information

Certain information on Facebook® is visible to everyone so that people can find and connect with other users. This includes your child's name, profile picture, gender and networks. They cannot customise the settings for this information but they can view and change the other basic settings, such as 'See my current city and hometown' and 'See my interests and other Pages'.

To do this, they should go to Account/Privacy Settings and click on 'View settings' in the 'Basic Directory Information' at the top of the page (see number 2 on the screenshot at the beginning of this tutorial). They can then go through each individual setting and decide who should see particular information.

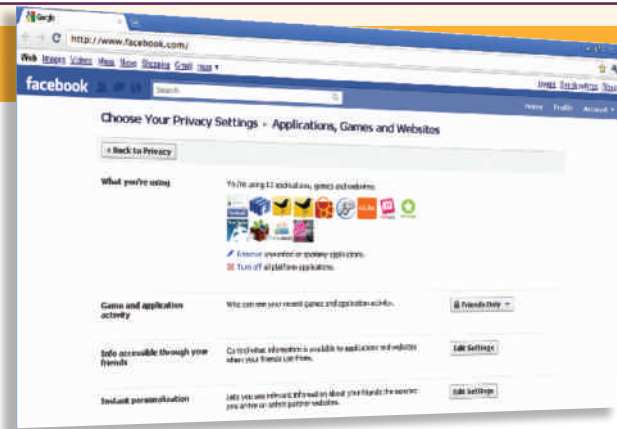


Please note that in some of the basic settings, there is an additional 'Customize' option in the drop-down menu in the 'Basic Directory Information' to enable users to hide content from individuals even if they are on their friends list.

## STEP 3

### Applications and websites

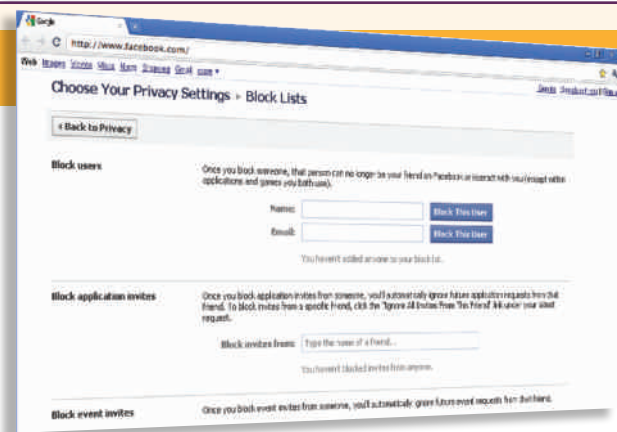
This section controls what information is shared with applications, games and websites, including search engines. Your child can view their applications, remove any they don't want to use or turn off the platform completely. By clicking on 'Edit your settings' (see number 3 on the screenshot at the beginning of this tutorial), your child can choose things like 'who can see their recent games and application activity' here.



## STEP 4

### Block Lists

'Block Lists' lets your child block certain people from interacting with them or seeing their information on Facebook®, ignore application and event invitations from certain people, and see a list of the applications they have blocked. They should click on 'Edit your lists' underneath 'Block Lists' to access these settings (see number 4 on the screenshot at the beginning of this tutorial).



### FACEBOOK® PLACES

Facebook's location service, Places, launched in 2010. Users 'check in' from mobile devices to share their location with their online contacts and see where their friends are. Facebook's privacy controls allow Places users to decide how and with whom they share their location, including whether or not their friends can check them in to places.

Include me in "People Here Now" after I check in  
Visible to friends and people checked in nearby. (See an example)  Enable

For more information about Facebook's privacy controls, go to [www.facebook.com/privacy/explanation.php](http://www.facebook.com/privacy/explanation.php)

facebook  
[www.facebook.com](http://www.facebook.com)